

General information about company	
Scrip code	531327
NSE Symbol	
MSEI Symbol	
ISIN	INE442C01012
Name of the company	CHARMS INDUSTRIES LIMITED
Whether company is SME	No
Class of Security	Equity Shares
Type of report	Quarterly
Quarter Ended / Half year ended/Date of Report (For Prelisting / Allotment)	31-03-2023
Date of allotment / extinguishment (in case Capital Restructuring selected) / Listing Date	
Shareholding pattern filed under	Regulation 31 (1) (b) <i>Pre-Reduction</i>
Whether the listed entity is Public Sector Undertaking (PSU)?	No



Declaration					
Sr. No.	Particular	Yes/No	Promoter and Promoter Group	Public shareholder	Non Promoter- Non Public
1	Whether the Listed Entity has issued any partly paid up shares?	No	No	No	No
2	Whether the Listed Entity has issued any Convertible Securities ?	No	No	No	No
3	Whether the Listed Entity has issued any Warrants ?	No	No	No	No
4	Whether the Listed Entity has any shares against which depository receipts are issued?	No	No	No	No
5	Whether the Listed Entity has any shares in locked-in?	No	No	No	No
6	Whether any shares held by promoters are pledge or otherwise encumbered?	No	No		
7	Whether company has equity shares with differential voting rights?	No	No	No	No
8	Whether the listed entity has any significant beneficial owner?	No			



Table VI - Statement showing foreign ownership limits

Particular	Approved limits (%)	Limits utilized (%)
As on shareholding date	100	1.74
As on the end of previous 1st quarter	100	0
As on the end of previous 2nd quarter	100	1.73
As on the end of previous 3rd quarter	100	1.73
As on the end of previous 4th quarter	100	1.74



Table I - Summary Statement holding of specified securities

Category (I)	Category of shareholder (II)	Nos. Of shareholders (III)	No. of fully paid up equity shares held (IV)	No. Of Partly paid-up equity shares held (V)	No. Of shares underlying Depository Receipts (VI)	Total nos. shares held (VII) = (IV)+(V)+(VI)	Shareholding as a % of total no. of shares (calculated as per SCRR, 1957) (VIII) As a % of (A+B+C2)	Number of Voting Rights held in each class of securities (IX)			Total as a % of (A+B+C)
								No of Voting (XIV) Rights			
								Class eg: X	Class eg:y	Total	
(A)	Promoter & Promoter Group	2	1000463			1000463	24.37	1000463		1000463	24.42
(B)	Public	3310	3105637			3105637	75.63	3095637		3095637	75.58
(C)	Non Promoter-Non Public										
(C1)	Shares underlying DRs										
(C2)	Shares held by Employee Trusts										
	Total	3312	4106100			4106100	100	4096100		4096100	100



Table I - Summary Statement holding of specified securities

Category (I)	Category of shareholder (II)	No. Of Shares Underlying Outstanding convertible securities (X)	No. of Shares Underlying Outstanding Warrants (Xi)	No. Of Shares Underlying Outstanding convertible securities and No. Of Warrants (Xi) (a)	Shareholding . as a % assuming full conversion of convertible securities (as a percentage of diluted share capital) (XI)= (VII)+(X) As a % of (A+B+C2)	Number of Locked in shares (XII)		Number of Shares pledged or otherwise encumbered (XIII)		Number of equity shares held in dematerialized form (XIV)	Sub-categorization of shares		
						No. (a)	As a % of total Shares held (b)	No. (a)	As a % of total Shares held (b)		Sub-category (i)	Sub-category (ii)	Sub-category (iii)
(A)	Promoter & Promoter Group				24.37					995623			
(B)	Public				75.63					2220137	0	0	0
(C)	Non Promoter-Non Public												
(C1)	Shares underlying DRs												
(C2)	Shares held by Employee Trusts												
	Total				100					3215760	0	0	0




Table II - Statement showing shareholding pattern of the Promoter and Promoter Group											
Sr.	Category & Name of the Shareholders (I)	Nos. Of shareholders (III)	No. of fully paid up equity shares held (IV)	No. Of Partly paid-up equity shares held (V)	No. Of shares underlying Depository Receipts (VI)	Total nos. shares held (VII) = (IV)+(V)+(VI)	Shareholding as a % of total no. of shares (calculated as per SCRR, 1957) (VIII) As a % of (A+B+C2)	Number of Voting Rights held in each class of securities (IX)			
								No of Voting (XIV) Rights			Total as a % of Total Voting rights
								Class eg: X	Class eg: Y	Total	
A	Table II - Statement showing shareholding pattern of the Promoter and Promoter Group										
(1)	Indian										
(a)	Individuals/Hindu undivided Family	2	1000463			1000463	24.37	1000463		1000463	24.42
Sub-Total (A)(1)		2	1000463			1000463	24.37	1000463		1000463	24.42
(2)	Foreign										
Total Shareholding of Promoter and Promoter Group (A)=(A)(1)+(A)(2)		2	1000463			1000463	24.37	1000463		1000463	24.42
B	Table III - Statement showing shareholding pattern of the Public shareholder										
(1)	Institutions (Domestic)										
(2)	Institutions (Foreign)										
(3)	Central Government / State Government(s)										
(4)	Non-institutions										
(g)	Resident Individuals holding nominal share capital up to Rs. 2 lakhs	3222	1917381			1917381	46.7	1917381		1917381	46.81
(h)	Resident Individuals holding nominal share capital in excess of Rs. 2 lakhs	18	805615			805615	19.62	805615		805615	19.67
(i)	Non Resident Indians (NRIs)	7	71664			71664	1.75	71664		71664	1.75
(l)	Bodies Corporate	20	133514			133514	3.25	123514		123514	3.02
(m)	Any Other (specify)	43	177463			177463	4.32	177463		177463	4.33
Sub-Total (B)(4)		3310	3105637			3105637	75.63	3095637		3095637	75.58
Total Public Shareholding (B)=(B)(1)+(B)(2)+(B)(3)+(B)(4)		3310	3105637			3105637	75.63	3095637		3095637	75.58
C	Table IV - Statement showing shareholding pattern of the Non Promoter- Non Public shareholder										
Total (A+B+C2)		3312	4106100			4106100	100	4096100		4096100	100
Total (A+B+C)		3312	4106100			4106100	100	4096100		4096100	100



Table II - Statement showing shareholding pattern of the Promoter and Promoter Group

Sr.	No. Of Shares Underlying Outstanding convertible securities (X)	No. of Shares Underlying Outstanding Warrants (Xi)	No. Of Shares Underlying Outstanding convertible securities and No. Of Warrants (Xi) (a)	Shareholding , as a % assuming full conversion of convertible securities (as a percentage of diluted share capital) (XI)= (VII)+(X) As a % of (A+B+C2)	Number of Locked in shares (XII)		Number of Shares pledged or otherwise encumbered (XIII)		Number of equity shares held in dematerialized form (XIV)	Sub-categorization of shares		
					No. (a)	As a % of total Shares held (b)	No. (a)	As a % of total Shares held (b)		Sub-category (i)	Sub-category (ii)	Sub-category (iii)
A	Table II - Statement showing shareholding pattern of the Promoter and Promoter Group											
(1)	Indian											
(a)				24.37					995623			
Sub-Total (A)(1)				24.37					995623			
(2)	Foreign											
Total Shareholding of Promoter and Promoter Group (A)=(A)(1)+(A)(2)				24.37					995623			
B	Table III - Statement showing shareholding pattern of the Public shareholder											
(1)	Institutions (Domestic)											
(2)	Institutions (Foreign)											
(3)	Central Government / State Government(s)											
(4)	Non-institutions											
(g)				46.7					1200181	0	0	0
(h)				19.62					723215	0	0	0
(i)				1.75					1664	0	0	0
(l)				3.25					117614	0	0	0
(m)				4.32					177463	0	0	0
Sub-Total (B)(4)				75.63					2220137	0	0	0
Total Public Shareholding (B)=(B)(1)+(B)(2)+(B)(3)+(B)(4)				75.63					2220137	0	0	0
C	Table IV - Statement showing shareholding pattern of the Non Promoter- Non Public shareholder											
Total (A+B+C2)				100					3215760			
Total (A+B+C)				100					3215760			




Individuals/Hindu undivided Family			
Serial No.	1	2	
Name of the Shareholders (I)	NEHAL S CHAUHAN	SHIVKUMAR R CHAUHAN	Click here to go back
PAN (II)			Total
No. of fully paid up equity shares held (IV)	31923	968540	1000463
No. Of Partly paid-up equity shares held (V)			
No. Of shares underlying Depository Receipts (VI)			
Total nos. shares held (VII) = (IV)+(V)+(VI)	31923	968540	1000463
Shareholding as a % of total no. of shares (calculated as per SCRR, 1957) (VIII) As a % of (A+B+C2)	0.78	23.59	24.37
Number of Voting Rights held in each class of securities (IX)			
Class eg: X	31923	968540	1000463
Class eg: y			
Total	31923	968540	1000463
Total as a % of Total Voting rights	0.78	23.65	24.42
No. Of Shares Underlying Outstanding convertible securities (X)			
No. of Shares Underlying Outstanding Warrants (Xi)			
No. Of Shares Underlying Outstanding convertible securities and No. Of Warrants (Xi) (a)			
Shareholding, as a % assuming full conversion of convertible securities (as a percentage of diluted share capital) (XI) = (VII)+(XI)(a) As a % of (A+B+C2)	0.78	23.59	24.37
Number of Locked in shares (XII)			
No. (a)			
As a % of total Shares held (b)			
Number of Shares pledged or otherwise encumbered (XIII)			
No. (a)			



As a % of total Shares held (b)			
Number of equity shares held in dematerialized form (XIV)	27083	968540	995623
Reason for not providing PAN			
Reason for not providing PAN			
Shareholder type	Promoter	Promoter	



Non Resident Indians (NRIs)		
Serial No.	1	
Name of the Shareholders (I)	BINA SHAH FLECK	Click here to go back
PAN (II)		Total
No. of fully paid up equity shares held (IV)	50000	50000
No. Of Partly paid-up equity shares held (V)		
No. Of shares underlying Depository Receipts (VI)		
Total nos. shares held (VII) = (IV)+(V)+(VI)	50000	50000
Shareholding as a % of total no. of shares (calculated as per SCRR, 1957) (VIII) As a % of (A+B+C2)	1.22	1.22
Number of Voting Rights held in each class of securities (IX)		
Class eg: X	50000	50000
Class eg: y		
Total	50000	50000
Total as a % of Total Voting rights	1.22	1.22
No. Of Shares Underlying Outstanding convertible securities (X)		
No. of Shares Underlying Outstanding Warrants (Xi)		
No. Of Shares Underlying Outstanding convertible securities and No. Of Warrants (Xi) (a)		
Shareholding, as a % assuming full conversion of convertible securities (as a percentage of diluted share capital) (XI) = (VII)+(X) As a % of (A+B+C2)	1.22	1.22
Number of Locked in shares (XII)		
No. (a)		
As a % of total Shares held (b)		
Number of equity shares held in dematerialized	0	0



form (XIV)		
Reason for not providing PAN		
Reason for not providing PAN	Textual Information(1)	
Sub-categorization of shares		
Shareholding (No. of shares) under		
Sub-category (i)	0	0
Sub-category (ii)	0	0
Sub-category (iii)	0	0




Text Block	
Textual Information(1)	PAN IS NOT AVAILIABLE




Individuals - ii. Individual shareholders holding nominal share capital in excess of Rs. 2 lakhs.							
Serial No.	1	2	3	4	5	6	7
Name of the Shareholders (I)	BABULAL JAIN	BHAVINBHAI VINODCHANDRA SHAH	LAXMIPAT DUDHERIA	PARESH POPATLAL JOSHI	PRATIK RAJENDRABHAI GANDHI	REEMA BHAVIN SHAH	VIPUL RAJENDRABHAI GANDHI
PAN (II)							
No. of fully paid up equity shares held (IV)	108295	47883	48307	53910	70000	95265	45000
No. Of Partly paid-up equity shares held (V)							
No. Of shares underlying Depository Receipts (VI)							
Total nos. shares held (VII) = (IV)+(V)+ (VI)	108295	47883	48307	53910	70000	95265	45000
Shareholding as a % of total no. of shares (calculated as per SCRR, 1957) (VIII) As a % of (A+B+C2)	2.64	1.17	1.18	1.31	1.7	2.32	1.1
Number of Voting Rights held in each class of securities (IX)							
Class eg: X	108295	47883	48307	53910	70000	95265	45000
Class eg:y							
Total	108295	47883	48307	53910	70000	95265	45000
Total as a % of Total Voting rights	2.64	1.17	1.18	1.32	1.71	2.33	1.1
No. Of Shares Underlying Outstanding convertible securities (X)							
No. of Shares Underlying Outstanding Warrants (Xi)							
No. Of Shares Underlying Outstanding convertible securities and No. Of Warrants (Xi) (a)							
Shareholding , as a % assuming full conversion of convertible securities (as a percentage of diluted share capital) (XI)= (VII)+(X) As a % of (A+B+C2)	2.64	1.17	1.18	1.31	1.7	2.32	1.1
Number of Locked in shares (XII)							
No. (a)							
As a % of total Shares held (b)							



Number of equity shares held in dematerialized form (XIV)	108295	47883	48307	53910	70000	95265	45000
Reason for not providing PAN							
Reason for not providing PAN							
Sub-categorization of shares							
Sub-category (i)	0	0	0	0	0	0	0
Sub-category (ii)	0	0	0	0	0	0	0
Sub-category (iii)	0	0	0	0	0	0	0



Individuals - ii. Individual shareholders holding nominal share capital in excess of Rs. 2 lakhs.	
Serial No.	
Name of the Shareholders (I)	Click here to go back
PAN (II)	Total
No. of fully paid up equity shares held (IV)	468660
No. Of Partly paid-up equity shares held (V)	
No. Of shares underlying Depository Receipts (VI)	
Total nos. shares held (VII) = (IV)+(V)+(VI)	468660
Shareholding as a % of total no. of shares (calculated as per SCRR, 1957) (VIII) As a % of (A+B+C2)	11.41
Number of Voting Rights held in each class of securities (IX)	
Class eg: X	468660
Class eg: y	
Total	468660
Total as a % of Total Voting rights	11.44
No. Of Shares Underlying Outstanding convertible securities (X)	
No. of Shares Underlying Outstanding Warrants (Xi)	
No. Of Shares Underlying Outstanding convertible securities and No. Of Warrants (Xi) (a)	
Shareholding, as a % assuming full conversion of convertible securities (as a percentage of diluted share capital) (XI) = (VII)+(X) As a % of (A+B+C2)	11.41
Number of Locked in shares (XII)	
No. (a)	
As a % of total Shares held (b)	
Number of equity shares held in dematerialized	468660



form (XIV)	
Reason for not providing PAN	
Reason for not providing PAN	
Sub-categorization of shares	
Shareholding (No. of shares) under	
Sub-category (i)	0
Sub-category (ii)	0
Sub-category (iii)	0



Any Other (specify)			
Serial No.	1	2	
Category	Clearing Members	HUF	
Category / More than 1 percentage	Category	Category	
Name of the Shareholders (I)			Click here to go back
PAN (II)			Total
No. of the Shareholders (I)	3	40	43
No. of fully paid up equity shares held (IV)	3319	174144	177463
No. Of Partly paid-up equity shares held (V)			
No. Of shares underlying Depository Receipts (VI)			
Total nos. shares held (VII) = (IV)+(V)+ (VI)	3319	174144	177463
Shareholding as a % of total no. of shares (calculated as per SCRR, 1957) (VIII) As a % of (A+B+C2)	0.08	4.24	4.32
Number of Voting Rights held in each class of securities (IX)			
Class eg: X	3319	174144	177463
Class eg:y			
Total	3319	174144	177463
Total as a % of Total Voting rights	0.08	4.25	4.33
No. Of Shares Underlying Outstanding convertible securities (X)			
No. of Shares Underlying Outstanding Warrants (Xi)			
No. Of Shares Underlying Outstanding convertible securities and No. Of Warrants (Xi) (a)			
Shareholding , as a % assuming full conversion of convertible securities (as a percentage of diluted share capital) (XI)= (VII)+(X) As a % of (A+B+C2)	0.08	4.24	4.32
Number of Locked in shares (XII)			



No. (a)			
As a % of total Shares held (b)			
Number of equity shares held in dematerialized form (XIV)	3319	174144	177463
Reason for not providing PAN			
Reason for not providing PAN			
Sub-categorization of shares			
Shareholding (No. of shares) under			
Sub-category (i)	0	0	0
Sub-category (ii)	0	0	0
Sub-category (iii)	0	0	0



General information about company	
Scrip code	531327
NSE Symbol	
MSEI Symbol	
ISIN	INE442C01012
Name of the company	CHARMS INDUSTRIES LIMITED
Whether company is SME	No
Class of Security	Equity Shares
Type of report	Quarterly
Quarter Ended / Half year ended/Date of Report (For Prelisting / Allotment)	31-03-2023
Date of allotment / extinguishment (in case Capital Restructuring selected) / Listing Date	
Shareholding pattern filed under	Regulation 31 (1) (b) - Post-Reduction
Whether the listed entity is Public Sector Undertaking (PSU)?	No



Declaration					
Sr. No.	Particular	Yes/No	Promoter and Promoter Group	Public shareholder	Non Promoter- Non Public
1	Whether the Listed Entity has issued any partly paid up shares?	No	No	No	No
2	Whether the Listed Entity has issued any Convertible Securities ?	No	No	No	No
3	Whether the Listed Entity has issued any Warrants ?	No	No	No	No
4	Whether the Listed Entity has any shares against which depository receipts are issued?	No	No	No	No
5	Whether the Listed Entity has any shares in locked-in?	No	No	No	No
6	Whether any shares held by promoters are pledge or otherwise encumbered?	No	No		
7	Whether company has equity shares with differential voting rights?	No	No	No	No
8	Whether the listed entity has any significant beneficial owner?	No			



Table VI - Statement showing foreign ownership limits

Particular	Approved limits (%)	Limits utilized (%)
As on shareholding date	100	1.74
As on the end of previous 1st quarter	100	0
As on the end of previous 2nd quarter	100	1.73
As on the end of previous 3rd quarter	100	1.73
As on the end of previous 4th quarter	100	1.74



Table I - Summary Statement holding of specified securities

Category (I)	Category of shareholder (II)	Nos. Of shareholders (III)	No. of fully paid up equity shares held (IV)	No. Of Partly paid-up equity shares held (V)	No. Of shares underlying Depository Receipts (VI)	Total nos. shares held (VII) = (IV)+(V)+(VI)	Shareholding as a % of total no. of shares (calculated as per SCRR, 1957) (VIII) As a % of (A+B+C2)	Number of Voting Rights held in each class of securities (IX)			Total as a % of (A+B+C)
								No of Voting (XIV) Rights			
								Class eg: X	Class eg:y	Total	
(A)	Promoter & Promoter Group	2	1000463			1000463	24.37	1000463		1000463	24.42
(B)	Public	3310	3105637			3105637	75.63	3095637		3095637	75.58
(C)	Non Promoter-Non Public										
(C1)	Shares underlying DRs										
(C2)	Shares held by Employee Trusts										
	Total	3312	4106100			4106100	100	4096100		4096100	100



Table I - Summary Statement holding of specified securities

Category (I)	Category of shareholder (II)	No. Of Shares Underlying Outstanding convertible securities (X)	No. of Shares Underlying Outstanding Warrants (Xi)	No. Of Shares Underlying Outstanding convertible securities and No. Of Warrants (Xi) (a)	Shareholding . as a % assuming full conversion of convertible securities (as a percentage of diluted share capital) (XI)= (VII)+(X) As a % of (A+B+C2)	Number of Locked in shares (XII)		Number of Shares pledged or otherwise encumbered (XIII)		Number of equity shares held in dematerialized form (XIV)	Sub-categorization of shares		
						No. (a)	As a % of total Shares held (b)	No. (a)	As a % of total Shares held (b)		Sub-category (i)	Sub-category (ii)	Sub-category (iii)
(A)	Promoter & Promoter Group				24.37					995623			
(B)	Public				75.63					2220137	0	0	0
(C)	Non Promoter-Non Public												
(C1)	Shares underlying DRs												
(C2)	Shares held by Employee Trusts												
	Total				100					3215760	0	0	0




Table II - Statement showing shareholding pattern of the Promoter and Promoter Group											
Sr.	Category & Name of the Shareholders (I)	Nos. Of shareholders (III)	No. of fully paid up equity shares held (IV)	No. Of Partly paid-up equity shares held (V)	No. Of shares underlying Depository Receipts (VI)	Total nos. shares held (VII) = (IV)+(V)+(VI)	Shareholding as a % of total no. of shares (calculated as per SCRR, 1957) (VIII) As a % of (A+B+C2)	Number of Voting Rights held in each class of securities (IX)			
								No of Voting (XIV) Rights			Total as a % of Total Voting rights
								Class eg: X	Class eg: Y	Total	
A	Table II - Statement showing shareholding pattern of the Promoter and Promoter Group										
(1)	Indian										
(a)	Individuals/Hindu undivided Family	2	1000463			1000463	24.37	1000463		1000463	24.42
Sub-Total (A)(1)		2	1000463			1000463	24.37	1000463		1000463	24.42
(2)	Foreign										
Total Shareholding of Promoter and Promoter Group (A)=(A)(1)+(A)(2)		2	1000463			1000463	24.37	1000463		1000463	24.42
B	Table III - Statement showing shareholding pattern of the Public shareholder										
(1)	Institutions (Domestic)										
(2)	Institutions (Foreign)										
(3)	Central Government / State Government(s)										
(4)	Non-institutions										
(g)	Resident Individuals holding nominal share capital up to Rs. 2 lakhs	3222	1917381			1917381	46.7	1917381		1917381	46.81
(h)	Resident Individuals holding nominal share capital in excess of Rs. 2 lakhs	18	805615			805615	19.62	805615		805615	19.67
(i)	Non Resident Indians (NRIs)	7	71664			71664	1.75	71664		71664	1.75
(l)	Bodies Corporate	20	133514			133514	3.25	123514		123514	3.02
(m)	Any Other (specify)	43	177463			177463	4.32	177463		177463	4.33
Sub-Total (B)(4)		3310	3105637			3105637	75.63	3095637		3095637	75.58
Total Public Shareholding (B)=(B)(1)+(B)(2)+(B)(3)+(B)(4)		3310	3105637			3105637	75.63	3095637		3095637	75.58
C	Table IV - Statement showing shareholding pattern of the Non Promoter- Non Public shareholder										
Total (A+B+C2)		3312	4106100			4106100	100	4096100		4096100	100
Total (A+B+C)		3312	4106100			4106100	100	4096100		4096100	100




Table II - Statement showing shareholding pattern of the Promoter and Promoter Group

Sr.	No. Of Shares Underlying Outstanding convertible securities (X)	No. of Shares Underlying Outstanding Warrants (Xi)	No. Of Shares Underlying Outstanding convertible securities and No. Of Warrants (Xi) (a)	Shareholding , as a % assuming full conversion of convertible securities (as a percentage of diluted share capital) (XI)= (VII)+(X) As a % of (A+B+C2)	Number of Locked in shares (XII)		Number of Shares pledged or otherwise encumbered (XIII)		Number of equity shares held in dematerialized form (XIV)	Sub-categorization of shares			
					No. (a)	As a % of total Shares held (b)	No. (a)	As a % of total Shares held (b)		Sub-category (i)	Sub-category (ii)	Sub-category (iii)	
A	Table II - Statement showing shareholding pattern of the Promoter and Promoter Group												
(1)	Indian												
(a)				24.37						995623			
Sub-Total (A)(1)				24.37						995623			
(2)	Foreign												
Total Shareholding of Promoter and Promoter Group (A)=(A)(1)+(A)(2)				24.37						995623			
B	Table III - Statement showing shareholding pattern of the Public shareholder												
(1)	Institutions (Domestic)												
(2)	Institutions (Foreign)												
(3)	Central Government / State Government(s)												
(4)	Non-institutions												
(g)				46.7						1200181	0	0	0
(h)				19.62						723215	0	0	0
(i)				1.75						1664	0	0	0
(l)				3.25						117614	0	0	0
(m)				4.32						177463	0	0	0
Sub-Total (B)(4)				75.63						2220137	0	0	0
Total Public Shareholding (B)=(B)(1)+(B)(2)+(B)(3)+(B)(4)				75.63						2220137	0	0	0
C	Table IV - Statement showing shareholding pattern of the Non Promoter- Non Public shareholder												
Total (A+B+C2)				100						3215760			
Total (A+B+C)				100						3215760			




Individuals/Hindu undivided Family			
Serial No.	1	2	
Name of the Shareholders (I)	NEHAL S CHAUHAN	SHIVKUMAR R CHAUHAN	Click here to go back
PAN (II)			Total
No. of fully paid up equity shares held (IV)	31923	968540	1000463
No. Of Partly paid-up equity shares held (V)			
No. Of shares underlying Depository Receipts (VI)			
Total nos. shares held (VII) = (IV)+(V)+(VI)	31923	968540	1000463
Shareholding as a % of total no. of shares (calculated as per SCRR, 1957) (VIII) As a % of (A+B+C2)	0.78	23.59	24.37
Number of Voting Rights held in each class of securities (IX)			
Class eg: X	31923	968540	1000463
Class eg: y			
Total	31923	968540	1000463
Total as a % of Total Voting rights	0.78	23.65	24.42
No. Of Shares Underlying Outstanding convertible securities (X)			
No. of Shares Underlying Outstanding Warrants (Xi)			
No. Of Shares Underlying Outstanding convertible securities and No. Of Warrants (Xi) (a)			
Shareholding, as a % assuming full conversion of convertible securities (as a percentage of diluted share capital) (XI) = (VII)+(XI)(a) As a % of (A+B+C2)	0.78	23.59	24.37
Number of Locked in shares (XII)			
No. (a)			
As a % of total Shares held (b)			
Number of Shares pledged or otherwise encumbered (XIII)			
No. (a)			



As a % of total Shares held (b)			
Number of equity shares held in dematerialized form (XIV)	27083	968540	995623
Reason for not providing PAN			
Reason for not providing PAN			
Shareholder type	Promoter	Promoter	



Non Resident Indians (NRIs)		
Serial No.	1	
Name of the Shareholders (I)	BINA SHAH FLECK	Click here to go back
PAN (II)		Total
No. of fully paid up equity shares held (IV)	50000	50000
No. Of Partly paid-up equity shares held (V)		
No. Of shares underlying Depository Receipts (VI)		
Total nos. shares held (VII) = (IV)+(V)+(VI)	50000	50000
Shareholding as a % of total no. of shares (calculated as per SCRR, 1957) (VIII) As a % of (A+B+C2)	1.22	1.22
Number of Voting Rights held in each class of securities (IX)		
Class eg: X	50000	50000
Class eg:y		
Total	50000	50000
Total as a % of Total Voting rights	1.22	1.22
No. Of Shares Underlying Outstanding convertible securities (X)		
No. of Shares Underlying Outstanding Warrants (Xi)		
No. Of Shares Underlying Outstanding convertible securities and No. Of Warrants (Xi) (a)		
Shareholding, as a % assuming full conversion of convertible securities (as a percentage of diluted share capital) (XI) = (VII)+(X) As a % of (A+B+C2)	1.22	1.22
Number of Locked in shares (XII)		
No. (a)		
As a % of total Shares held (b)		
Number of equity shares held in dematerialized	0	0




form (XIV)		
Reason for not providing PAN		
Reason for not providing PAN	Textual Information(1)	
Sub-categorization of shares		
Shareholding (No. of shares) under		
Sub-category (i)	0	0
Sub-category (ii)	0	0
Sub-category (iii)	0	0




Text Block	
Textual Information(1)	PAN IS NOT AVAILIABLE




Individuals - ii. Individual shareholders holding nominal share capital in excess of Rs. 2 lakhs.							
Serial No.	1	2	3	4	5	6	7
Name of the Shareholders (I)	BABULAL JAIN	BHAVINBHAI VINODCHANDRA SHAH	LAXMIPAT DUDHERIA	PARESH POPATLAL JOSHI	PRATIK RAJENDRABHAI GANDHI	REEMA BHAVIN SHAH	VIPUL RAJENDRABHAI GANDHI
PAN (II)							
No. of fully paid up equity shares held (IV)	108295	47883	48307	53910	70000	95265	45000
No. Of Partly paid-up equity shares held (V)							
No. Of shares underlying Depository Receipts (VI)							
Total nos. shares held (VII) = (IV)+(V)+ (VI)	108295	47883	48307	53910	70000	95265	45000
Shareholding as a % of total no. of shares (calculated as per SCRR, 1957) (VIII) As a % of (A+B+C2)	2.64	1.17	1.18	1.31	1.7	2.32	1.1
Number of Voting Rights held in each class of securities (IX)							
Class eg: X	108295	47883	48307	53910	70000	95265	45000
Class eg:y							
Total	108295	47883	48307	53910	70000	95265	45000
Total as a % of Total Voting rights	2.64	1.17	1.18	1.32	1.71	2.33	1.1
No. Of Shares Underlying Outstanding convertible securities (X)							
No. of Shares Underlying Outstanding Warrants (Xi)							
No. Of Shares Underlying Outstanding convertible securities and No. Of Warrants (Xi) (a)							
Shareholding , as a % assuming full conversion of convertible securities (as a percentage of diluted share capital) (XI)= (VII)+(X) As a % of (A+B+C2)	2.64	1.17	1.18	1.31	1.7	2.32	1.1
Number of Locked in shares (XII)							
No. (a)							
As a % of total Shares held (b)							



Number of equity shares held in dematerialized form (XIV)	108295	47883	48307	53910	70000	95265	45000
Reason for not providing PAN							
Reason for not providing PAN							
Sub-categorization of shares							
Sub-category (i)	0	0	0	0	0	0	0
Sub-category (ii)	0	0	0	0	0	0	0
Sub-category (iii)	0	0	0	0	0	0	0



Individuals - ii. Individual shareholders holding nominal share capital in excess of Rs. 2 lakhs.	
Serial No.	
Name of the Shareholders (I)	Click here to go back
PAN (II)	Total
No. of fully paid up equity shares held (IV)	468660
No. Of Partly paid-up equity shares held (V)	
No. Of shares underlying Depository Receipts (VI)	
Total nos. shares held (VII) = (IV)+(V)+(VI)	468660
Shareholding as a % of total no. of shares (calculated as per SCRR, 1957) (VIII) As a % of (A+B+C2)	11.41
Number of Voting Rights held in each class of securities (IX)	
Class eg: X	468660
Class eg: y	
Total	468660
Total as a % of Total Voting rights	11.44
No. Of Shares Underlying Outstanding convertible securities (X)	
No. of Shares Underlying Outstanding Warrants (Xi)	
No. Of Shares Underlying Outstanding convertible securities and No. Of Warrants (Xi) (a)	
Shareholding , as a % assuming full conversion of convertible securities (as a percentage of diluted share capital) (XI)= (VII)+(X) As a % of (A+B+C2)	11.41
Number of Locked in shares (XII)	
No. (a)	
As a % of total Shares held (b)	
Number of equity shares held in dematerialized	468660



form (XIV)	
Reason for not providing PAN	
Reason for not providing PAN	
Sub-categorization of shares	
Shareholding (No. of shares) under	
Sub-category (i)	0
Sub-category (ii)	0
Sub-category (iii)	0



Any Other (specify)			
Serial No.	1	2	
Category	Clearing Members	HUF	
Category / More than 1 percentage	Category	Category	
Name of the Shareholders (I)			Click here to go back
PAN (II)			Total
No. of the Shareholders (I)	3	40	43
No. of fully paid up equity shares held (IV)	3319	174144	177463
No. Of Partly paid-up equity shares held (V)			
No. Of shares underlying Depository Receipts (VI)			
Total nos. shares held (VII) = (IV)+(V)+ (VI)	3319	174144	177463
Shareholding as a % of total no. of shares (calculated as per SCRR, 1957) (VIII) As a % of (A+B+C2)	0.08	4.24	4.32
Number of Voting Rights held in each class of securities (IX)			
Class eg: X	3319	174144	177463
Class eg:y			
Total	3319	174144	177463
Total as a % of Total Voting rights	0.08	4.25	4.33
No. Of Shares Underlying Outstanding convertible securities (X)			
No. of Shares Underlying Outstanding Warrants (Xi)			
No. Of Shares Underlying Outstanding convertible securities and No. Of Warrants (Xi) (a)			
Shareholding , as a % assuming full conversion of convertible securities (as a percentage of diluted share capital) (XI)= (VII)+(X) As a % of (A+B+C2)	0.08	4.24	4.32
Number of Locked in shares (XII)			



No. (a)			
As a % of total Shares held (b)			
Number of equity shares held in dematerialized form (XIV)	3319	174144	177463
Reason for not providing PAN			
Reason for not providing PAN			
Sub-categorization of shares			
Shareholding (No. of shares) under			
Sub-category (i)	0	0	0
Sub-category (ii)	0	0	0
Sub-category (iii)	0	0	0

